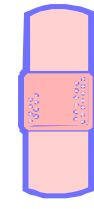


# DOCTORS/NURSES

## TEACHER LESSON



### WARM-UP PLAY

Parents and children share picture books.

Parents follow their children's lead in play.

Staff mingles with parents asking, "What's new?"

### GATHERING AND SETTLING

Parents and staff sing song while helping children to clean up.

All greet one another by shaking hands and singing the "Hello" song.

#### CLEAN-UP

*Clean up, clean up, everybody, everywhere.  
Clean up, clean up, everybody do your share.*

**Praise your child.  
Hug, kiss, smile, and say,  
"Remarkable!"**

#### HELLO

**Tune: She'll Be Coming Round The Mountain!**

*Oh, it's time to say hello to our friends. (Repeat)  
Wave your hands and say hello. (Repeat)  
Oh, it's time to say hello to our friends.*

### WELCOME SONGS

Parents and staff sing each child's name during the song.

Parents face children toward them and hug and kiss while singing.

#### OH, HERE WE ARE TOGETHER

**Tune: The More We Get Together**

*Oh, here we are together, together, together.  
Oh, here we are together at \_\_\_\_\_ School.  
Here's \_\_\_\_ and \_\_\_\_ and \_\_\_\_ and \_\_\_\_ etc.  
Oh, here we are together at \_\_\_\_\_ School.*

#### WE LOVE CHILDREN

**Tune: Are You Sleeping?**

*We love children.  
We love children.  
Yes we do. Yes we do.*

*Children are for hugging.  
Children are for kissing.  
We love you. Yes we do!*

### PREVIEW AND CIRCLE TIME

Staff uses props and pictures to prepare children and parents for the playgroup activities.

#### CHECKUP SONG

**Tune: Mulberry Bush**

*The doctor listens to my heart to my heart,  
To my heart, to my heart  
The doctor listens to my heart,  
Boom, boom, boom.  
The nurse looks inside my mouth,  
Inside my mouth, inside my mouth.  
The nurse looks inside my mouth,  
Ah, ah, ah.*

Pass out play doctor kits. Use play stethoscopes and play otoscopes.

#### JUMPING ON THE BED

**Action Rhyme**

*Three little monkeys jumping on the bed,  
One fell off and bumped his head.  
Mama called the doctor, and the doctor said,  
No more monkeys jumping on the bed.*

Have children jump on individual garden kneeling pads, while holding clackers. Count down from three.

#### BANDAGE WRAP


**Group Movement Activity**

Wrap up children with to torn bed sheets or white crepe paper "bandages." Also, have children wrap up parents.

Play easy listening background music.

## CREATIVE PLAY STATIONS

Free play with theme puzzles, playdoh, Dr. Drew's Discovery Blocks and bubbles

 Staff briefly describes the play stations that are set up throughout the room. Parents follow their children's lead as they explore the play stations.

### **COTTON BALL FUN** Messy Play

Children and parents play together at a sensory table filled with colored cotton balls. Provide children with plastic tongs and empty bandage boxes to fill with cotton balls.

### **CHICKEN POX SPOTS** Creative Play

Children stamp on paper outlines of poster board boys and girls using red dot painters. Label with children's name and send home.

### **CHECK-UP** Communication/Pretend Play


Children and parents pretend to go to a doctor's office. Cover table with white bulletin board paper. Use children's medical kits to examine doll "patients." Provide band-aids. Name body parts.

### **AMBULANCE RIDE** Active Play


Children ride in wagons with stuffed animal "patients." Parents pull the wagons around the room and make siren sounds. Also provide small wagons for children to pull.

## SNACK TIME


Children, parents, and staff wash hands. Serve snacks individually as the children are seated at the table.


 Cream of chicken soup with oyster crackers and juice


## TRANSITION AND FREE CHOICE PLAY

 Staff supports parents as children are prepared for transition. Parents depart for parent education group. Staff follows children's lead as they repeat activities at a creative play station, play with toys throughout the room, go for a walk or a buggy ride, or look at books. Children listen to a variety of types of music as they play.


## REGATHERING ACTIVITIES

 **RING AROUND THE ROSIE**  
*Ring around the rosie, pockets full of posies,  
Children, children, we all fall down.*


 **OPEN SHUT THEM**  
*Open, shut them, open, shut them, give a little clap, clap, clap.  
Open, shut them, open, shut them, put them in your lap, lap, lap.*

 **SHARE A BOOK ABOUT DOCTOR VISITS**  
Tell the story in simple words. Talk about the pictures and ask questions.

## REVIEW

 Staff reviews the playgroup activities with the children and individually shares with parents what their children did during the parent education group.

## HOME PLAY

 Pretend to be doctors, nurses, and patients at home. Use dolls, stuffed animals and band-aids in the play.

## GOOD-BYE SONG

### **GOOD-BYE CHILDREN**

*Good-bye children, good-bye children, good-bye children, we're glad you came to play,  
Hope you had a happy time, happy time, happy time. Hope you had a happy time, happy time at school.*

## TEN THINGS EVERY CHILD NEEDS