



TRAINS AND PLANES

TEACHER LESSON



WARM-UP PLAY

- Parents and children share picture books.
- Parents follow their children's lead in play.
- Staff mingles with parents asking, "What's new?"

GATHERING AND SETTLING

- Parents and staff sing song while helping children to clean up.
- All greet one another by shaking hands and singing the "Hello" song.

CLEAN-UP

*Clean up, clean up, everybody, everywhere.
Clean up, clean up, everybody do your share.*

**Praise your child.
Hug, kiss, smile, and say,
"You're on Track!"**

HELLO

Tune: She'll Be Coming Round The Mountain!

*Oh, it's time to say hello to our friends. (Repeat)
Wave your hands and say hello. (Repeat)
Oh, it's time to say hello to our friends.*

WELCOME SONGS

- Parents and staff sing each child's name during the song.
- Parents face children toward them and hug and kiss while singing.

OH, HERE WE ARE TOGETHER

Tune: The More We Get Together

*Oh, here we are together, together, together.
Oh, here we are together at _____ School.
Here's ___ and ___ and ___ and ___ etc.
Oh, here we are together at _____ School.*

WE LOVE CHILDREN

Tune: Are You Sleeping?

<i>We love children.</i>	<i>Children are for hugging.</i>
<i>We love children.</i>	<i>Children are for kissing.</i>
<i>Yes we do. Yes we do.</i>	<i>We love you. Yes we do!</i>

PREVIEW AND CIRCLE TIME

- Staff uses props and pictures to prepare children and parents for the playgroup activities.

IN THE SKY

Tune: "Mulberry Bush"

*The airplane flies up in the sky
In the sky, in the sky,
The airplane flies up in the sky
And goes behind a cloud.*

Pass out toy airplanes. Sing additional verse, "and goes up high and low."

ENGINE, ENGINE, NUMBER NINE Nursery Rhyme

*Engine, engine, number nine,
Going down Chicago line.
If the train goes off the track,
Will I get my money back?*

Rub sandpaper blocks together to rhyme.


FLYING AROUND Group Movement Activity

Children fly around the room pretending to be airplanes. Children hold pinwheel propellers as they fly.

Fly to jazz background music.

CREATIVE PLAY STATIONS

Free play with theme puzzles, playdoh, magnetic blocks and bubbles

 Staff briefly describes the play stations that are set up throughout the room. Parents follow their children's lead as they explore the play stations.

UP, UP, AND AWAY Messy Play

Children and parents play together at a sensory table filled with white cottonball "clouds." Provide a variety of toy airplanes and box lid landing pads. Add tongs.

TICKETS, PLEASE Creative Play

Children use dot painters and stamp on construction paper "train tickets." Label with child's name and send home.

CHOO CHOO FUN Communication/ Pretend Play


Children and parents connect toy train tracks. Children move trains along tracks. Use the words "short," "long," "stop," and "go."

PACKING TO GO Active Play


Parents and children fill duffel bags with clothing and load into a wagon luggage cart.

SNACK TIME


Children, parents, and staff wash hands. Serve snacks individually as the children are seated at the table.

 Vanilla pudding "cloud" with airplane shaped cookie and milk

TRANSITION AND FREE CHOICE PLAY


 Staff supports parents as children are prepared for transition. Parents depart for parent education group. Staff follows children's lead as they repeat activities at a creative play station, play with toys throughout the room, go for a walk or a buggy ride, or look at books. Children listen to a variety of types of music as they play.

REGATHERING ACTIVITIES


 **RING AROUND THE ROSIE**
*Ring around the rosie, pockets full of posies,
Children, children, we all fall down.*

 **OPEN SHUT THEM**


*Open, shut them, open, shut them, give a little clap, clap, clap.
Open, shut them, open, shut them, put them in your lap, lap, lap.*

 **SHARE A BOOK ABOUT CARS AND TRUCKS**
Tell the story in simple words. Talk about the pictures and ask questions.

REVIEW

 Staff reviews the playgroup activities with the children and individually shares with parents what their children did during the parent education group.

HOME PLAY

 Take your child on a walk. Point out cars, trucks, and airplanes.

GOOD-BYE SONG

 **GOOD-BYE CHILDREN**

*Good-bye children, good-bye children, good-bye children, we're glad you came to play,
Hope you had a happy time, happy time, happy time. Hope you had a happy time, happy time at school.*

TEN THINGS EVERY CHILD NEEDS

 Interaction  Loving Touch  Stable Relationship  Safety and Health  Self Esteem  Quality Child Care  Communication  Play  Music  Reading