



TEDDY BEARS

TEACHER LESSON



WARM-UP PLAY

- Parents and children share picture books.
- Parents follow their children's lead in play.
- Staff mingles with parents asking, "What's new?"

GATHERING AND SETTLING

- Parents and staff sing song while helping children to clean up.
- All greet one another by shaking hands and singing the "Hello" song.

CLEAN-UP

*Clean up, clean up, everybody, everywhere.
Clean up, clean up, everybody do your share.*

**Praise your child.
Hug, kiss, smile, and say,
"Wow!"**

HELLO

Tune: She'll Be Coming Round The Mountain!

*Oh, it's time to say hello to our friends. (Repeat)
Wave your hands and say hello. (Repeat)
Oh, it's time to say hello to our friends.*

WELCOME SONGS

- Parents and staff sing each child's name during the song.
- Parents face children toward them and hug and kiss while singing.

OH, HERE WE ARE TOGETHER

Tune: The More We Get Together

*Oh, here we are together, together, together.
Oh, here we are together at _____ School.
Here's ____ and ____ and ____ and ____ etc.
Oh, here we are together at _____ School.*

WE LOVE CHILDREN

Tune: Are You Sleeping?

<i>We love children.</i>	<i>Children are for hugging.</i>
<i>We love children.</i>	<i>Children are for kissing.</i>
<i>Yes we do. Yes we do.</i>	<i>We love you. Yes we do!</i>

PREVIEW AND CIRCLE TIME

- Staff uses props and pictures to prepare children and parents for the playgroup activities.

THIS IS THE WAY I HUG MY BEAR

Tune: The Mulberry Bush

*This is the way I hug my bear,
Hug my bear, hug my bear.
This is the way I hug my bear,
So early in the morning.*

Pass out teddy bears. Add verses to kiss, feed, and rock the bears.

TEDDY BEAR, TEDDY BEAR

Action Rhyme

*Teddy bear, teddy bear, turn around.
Teddy bear, teddy bear, touch the ground.
Teddy bear, teddy bear, clap your hands.
Teddy bear, teddy bear, march in the band.
Teddy bear, teddy bear, lean to the right
Teddy bear, teddy bear, jump with all your might.*

Performing the actions while shaking a bell.

BOUNCING BEARS


Group Movement Activity

Parent/child pairs bounce a bear on a small blanket.

Pass out bears and blankets to parent/child pairs. Play campfire background music.

CREATIVE PLAY STATIONS

Free play with theme puzzles, playdoh, bristle blocks and bubbles

 Staff briefly describes the play stations that are set up throughout the room. Parents follow their children's lead as they explore the play stations.

PEEK A BOO BEARS

Messy Play

Children and parents play together at a sensory table filled with uncooked rice. Hide assorted colored plastic bears in the rice. Add funnels and muffin tins for in and out play.

SPONGE BEARS

Creative Play

Children sponge paint on paper using bear shaped sponges dipped brown in paint. Label with children's names and send home.

THE THREE BEARS

Communication/Pretend Play

Children and parents role-play the story of The Three Bears. Talk about "big," "little," "hot," "cold," "hard," and "soft" as the children play with bears and multi-sized props.


BEARS IN A CAVE

Active Play


Children carry bears and crawl into "cave" tent. Provide flashlights for children and parents.

SNACK TIME

Children, parents, and staff wash hands. Serve snacks individually as the children are seated at the table.

 Teddy graham crackers and milk

TRANSITION AND FREE CHOICE PLAY

 Staff supports parents as children are prepared for transition. Parents depart for parent education group. Staff follows children's lead as they repeat activities at a creative play station, play with toys throughout the room, go for a walk or a buggy ride, or look at books. Children listen to a variety of types of music as they play.

REGATHERING ACTIVITIES

RING AROUND THE ROSIE

*Ring around the rosie, pockets full of posies,
Children, children, we all fall down.*


OPEN SHUT THEM

*Open, shut them, open, shut them, give a little clap, clap, clap.
Open, shut them, open, shut them, put them in your lap, lap, lap.*


SHARE A BOOK ABOUT BEARS

Tell the story in simple words. Talk about the pictures and ask questions.

REVIEW

 Staff reviews the playgroup activities with the children and individually shares with parents what their children did during the parent education group.

HOME PLAY

 Give your child a teddy bear to love. Provide props so that your child can feed, dress, and put the bear to sleep.

GOOD-BYE SONG

GOOD-BYE CHILDREN

*Good-bye children, good-bye children, good-bye children, we're glad you came to play,
Hope you had a happy time, happy time, happy time. Hope you had a happy time, happy time at school.*

TEN THINGS EVERY CHILD NEEDS

 Interaction  Loving Touch  Stable Relationship  Safety and Health  Self Esteem  Quality Child Care  Communication  Play  Music  Reading