



RESTAURANT

TEACHER LESSON



WARM-UP PLAY

- Parents and children share picture books.
- Parents follow their children's lead in play.
- Staff mingles with parents asking, "What's new?"

GATHERING AND SETTLING

- Parents and staff sing song while helping children to clean up.
- All greet one another by shaking hands and singing the "Hello" song.

CLEAN-UP

*Clean up, clean up, everybody, everywhere.
Clean up, clean up, everybody do your share.*

**Praise your child.
Hug, kiss, smile, and say,
"You're Delicious!"**

HELLO

Tune: She'll Be Coming Round The Mountain!

*Oh, it's time to say hello to our friends. (Repeat)
Wave your hands and say hello. (Repeat)
Oh, it's time to say hello to our friends.*

WELCOME SONGS

- Parents and staff sing each child's name during the song.
- Parents face children toward them and hug and kiss while singing.

OH, HERE WE ARE TOGETHER

Tune: The More We Get Together

*Oh, here we are together, together, together.
Oh, here we are together at _____ School.
Here's ____ and ____ and ____ and ____ etc.
Oh, here we are together at _____ School.*

WE LOVE CHILDREN

Tune: Are You Sleeping?

<i>We love children.</i>	<i>Children are for hugging.</i>
<i>We love children.</i>	<i>Children are for kissing.</i>
<i>Yes we do. Yes we do.</i>	<i>We love you. Yes we do!</i>

PREVIEW AND CIRCLE TIME

- Staff uses props and pictures to prepare children and parents for the playgroup activities.

I'M A LITTLE TEAPOT

Tune: Traditional

*I'm a little teapot, short and stout.
Here is my handle, here is my spout.
When I get all steamed up, hear me shout.
Just tip me over and pour me out.*

Pass out plastic teacups to children.

PEASE PORRIDGE HOT

Nursery Rhyme

*Pease porridge hot,
Pease porridge cold,
Pease porridge in the pot.
Nine days old.*

Children shake people castanets to nursery rhyme.

WAFFLE HOUSE BUS BOY


Group Movement Activity

Parents walk around the room carrying small trays. Children pick up cups and waffle blocks from the center of room and place on parents' trays.

Play smooth jazz background music.

CREATIVE PLAY STATIONS

Free play with theme puzzles, playdoh, small waffle blocks and bubbles

 Staff briefly describes the play stations that are set up throughout the room. Parents follow their children's lead as they explore the play stations.

JOE'S HOT DOG STAND Messy Play

Children and parents play together at a sensory table filled with cornmeal, scoops and funnels. Provide plastic mustard and ketchup bottles and salt and pepper shakers with twist off lids for filling.

CARLA'S CAFE Creative Play

Children glue colored paper circles, squares, and triangles onto paper placemats. Label with child's name and send home.

TONY'S PIZZA PARLOR Communication/Pretend Play


Children and parents play restaurant. Provide plastic dishes, play food, and empty spice containers. Add aprons and restaurant order tablets. Use the words "eat," "drink," and "more."

BENNY'S BAGEL SHOPPE Problem Solving Play


Children and parents roll bread dough into balls and poke holes to make bagels. Children learn one to one correspondence by placing one "bagel" into each opening of a muffin tin.

SNACK TIME


Children, parents, and staff wash hands. Serve snacks individually as the children are seated at the table.

 Cornbread muffin, fruit and milk served on a placemat


TRANSITION AND FREE CHOICE PLAY

 Staff supports parents as children are prepared for transition. Parents depart for parent education group. Staff follows children's lead as they repeat activities at a creative play station, play with toys throughout the room, go for a walk or a buggy ride, or look at books. Children listen to a variety of types of music as they play.


REGATHERING ACTIVITIES

 **RING AROUND THE ROSIE**
*Ring around the rosie, pockets full of posies,
Children, children, we all fall down.*


 **OPEN SHUT THEM**
*Open, shut them, open, shut them, give a little clap, clap, clap.
Open, shut them, open, shut them, put them in your lap, lap, lap.*

 **SHARE A BOOK ABOUT SHOPPING**
Tell the story in simple words. Talk about the pictures and ask questions.

REVIEW

 Staff reviews the playgroup activities with the children and individually shares with parents what their children did during the parent education group.

HOME PLAY

 Encourage your child to participate in grocery shopping by helping to put away food items when you get home.

GOOD-BYE SONG

GOOD-BYE CHILDREN

*Good-bye children, good-bye children, good-bye children, we're glad you came to play,
Hope you had a happy time, happy time, happy time. Hope you had a happy time, happy time at school.*

TEN THINGS EVERY CHILD NEEDS

 Interaction  Loving Touch  Stable Relationship  Safety and Health  Self Esteem  Quality Child Care  Communication  Play  Music  Reading