

LETTER CARRIER

TEACHER LESSON



WARM-UP PLAY

Parents and children share picture books.

Parents follow their children's lead in play.

Staff mingles with parents asking, "What's new?"

GATHERING AND SETTLING

Parents and staff sing song while helping children to clean up.

All greet one another by shaking hands and singing the "Hello" song.

CLEAN-UP

*Clean up, clean up, everybody, everywhere.
Clean up, clean up, everybody do your share.*

**Praise your child.
Hug, kiss, smile, and say, "You've
Got Mail!"**

HELLO

Tune: She'll Be Coming Round The Mountain!

*Oh, it's time to say hello to our friends. (Repeat)
Wave your hands and say hello. (Repeat)
Oh, it's time to say hello to our friends.*

WELCOME SONGS

Parents and staff sing each child's name during the song.

Parents face children toward them and hug and kiss while singing.

OH, HERE WE ARE TOGETHER

Tune: The More We Get Together

*Oh, here we are together, together, together.
Oh, here we are together at _____ School.
Here's ___ and ___ and ___ and ___ etc.
Oh, here we are together at _____ School.*

WE LOVE CHILDREN

Tune: Are You Sleeping?

*We love children. Children are for hugging.
We love children. Children are for kissing.
Yes we do. Yes we do. We love you. Yes we do!*

PREVIEW AND CIRCLE TIME

Staff uses props and pictures to prepare children and parents for the playgroup activities.

JUNK MAIL

Tune: Frere Jaques

*I get junk mail
I get junk mai.
Everyday, everyday
Envelopes for mommy
Envelopes for daddy
Mail for you
Mail for me!*

Passout junk mail. Pass mail around as song is sung.

KNOCK, KNOCK WHO'S THERE?

Rhythmic Chant

*Knock, knock, knock,
Someone's at the door,
With a package.
Who is it for?*

Pass out small brown paper wrapped boxes with beans inside to shake to chant.

MAIL FLURRY


Group Movement Activity

Children and parents shake colored envelopes up and down in a parachute.

Play Motown background music.

CREATIVE PLAY STATIONS

Free play with theme puzzles, playdoh, wooden ABC blocks and bubbles

 Staff briefly describes the play stations that are set up throughout the room. Parents follow their children's lead as they explore the play stations.

SHRED THE MAIL Messy Play

Children and parents tear, rip and cut a variety of recycled paper at a sensory table. Provide child with safety scissors.

POST OFFICE Creative Play

Children put stamps and stickers on manilla envelopes. Put the Letter Carrier Handout in the envelope. Label with child's name and send home.

P.O. BOX 123 Communication/ Pretend Play


Children and parents sort post cards into a clear plastic shoe organizer. Talk about the pictures on the post cards. Use the words "in" and "out."

SPECIAL DELIVERY Active Play


Children ride on push toy to deliver mail to mailboxes placed around the room.

SNACK TIME


Children, parents, and staff wash hands. Serve snacks individually as the children are seated at the table.


 Graham cracker "envelopes" with fruit roll-up "stamps" and milk


TRANSITION AND FREE CHOICE PLAY

 Staff supports parents as children are prepared for transition. Parents depart for parent education group. Staff follows children's lead as they repeat activities at a creative play station, play with toys throughout the room, go for a walk or a buggy ride, or look at books. Children listen to a variety of types of music as they play.


REGATHERING ACTIVITIES

 **RING AROUND THE ROSIE**
*Ring around the rosie, pockets full of posies,
Children, children, we all fall down.*


 **OPEN SHUT THEM**
*Open, shut them, open, shut them, give a little clap, clap, clap.
Open, shut them, open, shut them, put them in your lap, lap, lap.*

 **SHARE A BOOK ABOUT SHOPPING**
Tell the story in simple words. Talk about the pictures and ask questions.

REVIEW

 Staff reviews the playgroup activities with the children and individually shares with parents what their children did during the parent education group.

HOME PLAY

 Encourage your child to participate in grocery shopping by helping to put away food items when you get home.

GOOD-BYE SONG

GOOD-BYE CHILDREN

*Good-bye children, good-bye children, good-bye children, we're glad you came to play,
Hope you had a happy time, happy time, happy time. Hope you had a happy time, happy time at school.*

TEN THINGS EVERY CHILD NEEDS

 Interaction  Loving Touch  Stable Relationship  Safety and Health  Self Esteem  Quality Child Care  Communication  Play  Music  Reading