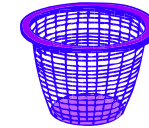


LAUNDRY

TEACHER LESSON



WARM-UP PLAY

- Parents and children share picture books.
- Parents follow their children's lead in play.
- Staff mingles with parents asking, "What's new?"

GATHERING AND SETTLING

- Parents and staff sing song while helping children to clean up.
- All greet one another by shaking hands and singing the "Hello" song.

CLEAN-UP

*Clean up, clean up, everybody, everywhere.
Clean up, clean up, everybody do your share.*

**Praise your child.
Hug, kiss, smile, and say "Terrific!"**

HELLO

Tune: She'll Be Coming Round The Mountain!

*Oh, it's time to say hello to our friends. (Repeat)
Wave your hands and say hello. (Repeat)
Oh, it's time to say hello to our friends.*

WELCOME SONGS

- Parents and staff sing each child's name during the song.
- Parents face children toward them and hug and kiss while singing.

OH, HERE WE ARE TOGETHER

Tune: The More We Get Together

*Oh, here we are together, together, together.
Oh, here we are together at _____ School.
Here's ____ and ____ and ____ and ____ etc.
Oh, here we are together at _____ School.*

WE LOVE CHILDREN

Tune: Are You Sleeping?

| | |
|------------------------------|----------------------------------|
| <i>We love children.</i> | <i>Children are for hugging.</i> |
| <i>We love children.</i> | <i>Children are for kissing.</i> |
| <i>Yes we do. Yes we do.</i> | <i>We love you. Yes we do!</i> |

PREVIEW AND CIRCLE TIME

- Staff uses props and pictures to prepare children and parents for the playgroup activities.

LAUNDRY DAY SONG

Tune: The Mulberry Bush

*This is the way we wash the clothes,
Wash the clothes, wash the clothes.
This is the way we wash the clothes,
So early in the morning.*

Pass out small towels and washcloths. Add verses to wring out, shake, and dry the clothes.

THREE LITTLE KITTENS

Nursery Rhyme

*Three little kittens lost their mittens
And they began to cry.
Meow, meow, meow.
Three little kittens found their mittens
And hung them up to dry.
Meow, meow, meow.*

Play washboard with wooden clothes pins to Nursery Rhyme.

GATHERING THE LAUNDRY


Group Movement Activity

Children pick up multicolored children's socks scattered throughout the room and put them in little laundry baskets beside their parents.

Play salsa background music.

CREATIVE PLAY STATIONS

Free play with theme puzzles, playdoh, cloth blocks and bubbles

 Staff briefly describes the play stations that are set up throughout the room. Parents follow their children's lead as they explore the play stations.

WASHING CLOTHES

Messy Play

Children and parents play together at a sensory table filled with warm soapy water and doll clothes. Provide small scrub brushes, blocks for pretend soap and little laundry baskets.

PATCHWORK SHIRT

Creative Play

Children dip fabric scraps into liquid starch and place fabric "patches" on paper t-shirts. Pretend to iron on patches with wooden irons. Label with child's name and send home.

HANGING OUT TO DRY

Language/Pretend Play

Children and parents take wet doll clothes out of laundry baskets and hang on a clothesline using multicolored clip clothespins. Have dry clothes on hand to compare. Use the words "wet" and "dry."


REAL LIVE LAUNDRY

Active Play


Children climb into a plastic wading pool filled with clothes and dryer sheets and pretend to be laundry. Children wiggle and spin like laundry. Use the words "clean" and "dirty."

SNACK TIME

Children, parents, and staff wash hands. Serve snacks individually as the children are seated at the table.

 Cheese and cracker "shirts" on a licorice string "clothesline" and juice

TRANSITION AND FREE CHOICE PLAY

 Staff supports parents as children are prepared for transition. Parents depart for parent education group. Staff follows children's lead as they repeat activities at a creative play station, play with toys throughout the room, go for a walk or a buggy ride, or look at books. Children listen to a variety of types of music as they play.

REGATHERING ACTIVITIES

RING AROUND THE ROSIE

*Ring around the rosie, pockets full of posies,
Children, children, we all fall down.*


OPEN SHUT THEM

*Open, shut them, open, shut them, give a little clap, clap, clap.
Open, shut them, open, shut them, put them in your lap, lap, lap.*


SHARE A BOOK ABOUT BEARS

Tell the story in simple words. Talk about the pictures and ask questions.

REVIEW

 Staff reviews the playgroup activities with the children and individually shares with parents what their children did during the parent education group.

HOME PLAY

 Have your child help with the laundry. Match socks or match family members to their clothes.

GOOD-BYE SONG

GOOD-BYE CHILDREN

*Good-bye children, good-bye children, good-bye children, we're glad you came to play,
Hope you had a happy time, happy time, happy time. Hope you had a happy time, happy time at school.*

TEN THINGS EVERY CHILD NEEDS

 Interaction  Loving Touch  Stable Relationship  Safety and Health  Self Esteem  Quality Child Care  Communication  Play  Music  Reading