



# HOUSEWORK

## TEACHER LESSON

### WARM-UP PLAY

Parents and children share picture books.

Parents follow their children's lead in play.

Staff mingles with parents asking, "What's new?"

### GATHERING AND SETTLING

Parents and staff sing song while helping children to clean up.

All greet one another by shaking hands and singing the "Hello" song.

#### CLEAN-UP

*Clean up, clean up, everybody, everywhere.  
Clean up, clean up, everybody do your share.*

**Praise your child.  
Hug, kiss, smile, and say,  
"You're phenomenal!"**

#### HELLO

**Tune: She'll Be Coming Round The Mountain!**

*Oh, it's time to say hello to our friends. (Repeat)  
Wave your hands and say hello. (Repeat)  
Oh, it's time to say hello to our friends.*

### WELCOME SONGS

Parents and staff sing each child's name during the song.

Parents face children toward them and hug and kiss while singing.

#### OH, HERE WE ARE TOGETHER

**Tune: The More We Get Together**

*Oh, here we are together, together, together.  
Oh, here we are together at \_\_\_\_\_ School.  
Here's \_\_\_ and \_\_\_ and \_\_\_ and \_\_\_ etc.  
Oh, here we are together at \_\_\_\_\_ School.*

#### WE LOVE CHILDREN

**Tune: Are You Sleeping?**

*We love children. Children are for hugging.  
We love children. Children are for kissing.  
Yes we do. Yes we do. We love you. Yes we do!*

### PREVIEW AND CIRCLE TIME

Staff uses props and pictures to prepare children and parents for the playgroup activities.

#### CLEAN SWEEP

**Tune: The Mulberry Bush**

*This is the way we sweep the floor,  
Sweep the floor, sweep the floor.  
This is the way we sweep the floor,  
So early in the morning.*

Pass out small brooms and dust pans. Scatter paper scraps on floor.

#### HEY DIDDLE DIDDLE

**Nursery Rhyme**

*Hey, diddle, diddle, the cat and the fiddle,  
The cow jumped over the moon.  
The little dog laughed to see such sport,  
And the dish ran away with the spoon.*

Shake tambourine to Nursery Rhyme.

#### DUST BUNNIES


**Group Movement Activity**

Children and parents move around the room and dust furniture with dusters.

Play traditional gospel music.

## CREATIVE PLAY STATIONS

Free play with theme puzzles, playdoh, textured jumbo blocks and bubbles

 Staff briefly describes the play stations that are set up throughout the room. Parents follow their children's lead as they explore the play stations.

### **WASHING DISHES** Messy Play

Children and parents wash and rinse doll dishes at a sensory table filled with warm soapy water. Provide sponges, bottle brushes, and dishcloths to introduce different textures. Add dish soap bottles filled with water.

### **PRETTY SHELF PAPER** Creative Play

Children use nylon net puffs to print with blue and yellow paint on shelf paper. Roll up shelf paper when dry. Label with child's name and send home.

### **HOUSE CLEANING** Communication/Pretend Play


Children and parents clean up the housekeeping center. Provide dusters, scrub brushes, buckets of water and toy vacuum cleaners. Use the words "clean" and "dirty."

### **SILVERWARE DRAWER** Problem Solving Play


Children explore a pile of mixed plastic spoons, forks and knives. Children dump and fill or sort plastic silverware into three different boxes.

## SNACK TIME

Children, parents, and staff wash hands. Serve snacks individually as the children are seated at the table.

 Cooked spaghetti wrapped on large pretzel sticks to make "mops" and juice

## TRANSITION AND FREE CHOICE PLAY

 Staff supports parents as children are prepared for transition. Parents depart for parent education group. Staff follows children's lead as they repeat activities at a creative play station, play with toys throughout the room, go for a walk or a buggy ride, or look at books. Children listen to a variety of types of music as they play.

## REGATHERING ACTIVITIES

### **RING AROUND THE ROSIE**

*Ring around the rosie, pockets full of posies,  
Children, children, we all fall down.*


### **OPEN SHUT THEM**

*Open, shut them, open, shut them, give a little clap, clap, clap.  
Open, shut them, open, shut them, put them in your lap, lap, lap.*


### **SHARE A BOOK ABOUT HOME**

Tell the story in simple words. Talk about the pictures and ask questions.

## REVIEW

 Staff reviews the playgroup activities with the children and individually shares with parents what their children did during the parent education group.

## HOME PLAY

 Let your child help with housework such as setting the table, dusting the furniture, and sweeping with a child sized broom.

## GOOD-BYE SONG

### **GOOD-BYE CHILDREN**

*Good-bye children, good-bye children, good-bye children, we're glad you came to play,  
Hope you had a happy time, happy time, happy time. Hope you had a happy time, happy time at school.*

## TEN THINGS EVERY CHILD NEEDS

 Interaction  Loving Touch  Stable Relationship  Safety and Health  Self Esteem  Quality Child Care  Communication  Play  Music  Reading