



GROCERY SHOPPING

TEACHER LESSON



WARM-UP PLAY

- Parents and children share picture books.
- Parents follow their children's lead in play.
- Staff mingles with parents asking, "What's new?"

GATHERING AND SETTLING

- Parents and staff sing song while helping children to clean up.
- All greet one another by shaking hands and singing the "Hello" song.

CLEAN-UP

*Clean up, clean up, everybody, everywhere.
Clean up, clean up, everybody do your share.*

**Praise your child.
Hug, kiss, smile, and say,
"Beautiful"**

HELLO

Tune: She'll Be Coming Round The Mountain!

*Oh, it's time to say hello to our friends. (Repeat)
Wave your hands and say hello. (Repeat)
Oh, it's time to say hello to our friends.*

WELCOME SONGS

- Parents and staff sing each child's name during the song.
- Parents face children toward them and hug and kiss while singing.

OH, HERE WE ARE TOGETHER

Tune: The More We Get Together

*Oh, here we are together, together, together.
Oh, here we are together at _____ School.
Here's ____ and ____ and ____ and ____ etc.
Oh, here we are together at _____ School.*

WE LOVE CHILDREN

Tune: Are You Sleeping?

<i>We love children.</i>	<i>Children are for hugging.</i>
<i>We love children.</i>	<i>Children are for kissing.</i>
<i>Yes we do. Yes we do.</i>	<i>We love you. Yes we do!</i>

PREVIEW AND CIRCLE TIME

- Staff uses props and pictures to prepare children and parents for the playgroup activities.

TRAVELING SONG

Tune: The Mulberry Bush

*We're going to the grocery store,
The grocery store, the grocery store.
We're going to grocery store,
To buy a bag of apples.*

Passout brown lunch bags containing plastic fruit and vegetable shakers to children.

THIS LITTLE PIGGY WENT TO MARKET

Nursery Rhyme

*This little piggy went to market.
This little piggy stayed home.
This little piggy had roast beef.
This little piggy had none.
This little piggy cried wee, wee, wee, wee,
All the way home.*

Point to each of child's toes as nursery rhyme is said.

UNPACK AND STACK


Group Movement Activity

Parents and children remove food containers from grocery bags and stack them. Use empty food containers.

Play soft rock background music.

CREATIVE PLAY STATIONS

Free play with theme puzzles, playdoh, stacking cups and bubbles

 Staff briefly describes the play stations that are set up throughout the room. Parents follow their children's lead as they explore the play stations.

PRODUCE STAND Messy Play

Children and parents mist plastic fruits and vegetables in a sensory table. Use water filled spray bottles. Add berry baskets for "in and out" play.

COUPON CUT-OUTS Creative Play

Children and parents cut coupons and glue on paper. Children scribble with markers on lined paper "writing" out their shopping lists. Label with child's name and send home.

SHOPPING DAY Language/Pretend Play


Children and parents pretend to go shopping, filling a toy grocery cart with food containers and plastic fruit and vegetables. Pay with pretend money. Use the words "in" and "out."

PUTTING GROCERIES AWAY Problem Solving Play


Children put groceries away by category in the classroom housekeeping center. Categories may include canned, bagged and boxed foods.

SNACK TIME

Children, parents, and staff wash hands. Serve snacks individually as the children are seated at the table.

 Can of fruit, spoon and a juice box in a brown paper bag

TRANSITION AND FREE CHOICE PLAY

 Staff supports parents as children are prepared for transition. Parents depart for parent education group. Staff follows children's lead as they repeat activities at a creative play station, play with toys throughout the room, go for a walk or a buggy ride, or look at books. Children listen to a variety of types of music as they play.

REGATHERING ACTIVITIES

RING AROUND THE ROSIE

*Ring around the rosie, pockets full of posies,
Children, children, we all fall down.*


OPEN SHUT THEM

*Open, shut them, open, shut them, give a little clap, clap, clap.
Open, shut them, open, shut them, put them in your lap, lap, lap.*


SHARE A BOOK ABOUT SHOPPING

Tell the story in simple words. Talk about the pictures and ask questions.

REVIEW

 Staff reviews the playgroup activities with the children and individually shares with parents what their children did during the parent education group.

HOME PLAY








 Encourage your child to participate in grocery shopping by helping to put away food items when you get home.

GOOD-BYE SONG

GOOD-BYE CHILDREN

*Good-bye children, good-bye children, good-bye children, we're glad you came to play,
Hope you had a happy time, happy time, happy time. Hope you had a happy time, happy time at school.*

TEN THINGS EVERY CHILD NEEDS

 Interaction  Loving Touch  Stable Relationship  Safety and Health  Self Esteem  Quality Child Care  Communication  Play  Music  Reading