


FISH TEACHER LESSON



WARM-UP PLAY



Parents and children share picture books.



Parents follow their children's lead in play.



Staff mingles with parents asking, "What's new?"

GATHERING AND SETTLING



Parents and staff sing song while helping children to clean up.



All greet one another by shaking hands and singing the "Hello" song.

CLEAN-UP

*Clean up, clean up, everybody, everywhere.
Clean up, clean up, everybody do your share.*

HELLO

Tune: She'll Be Coming Round The Mountain!

*Oh, it's time to say hello to our friends. (Repeat)
Wave your hands and say hello. (Repeat)
Oh, it's time to say, hello to our friends.*

Praise your child.

Hug, kiss, smile, and say, "Great!"

WELCOME SONGS



Parents and staff sing each child's name during the song.



Parents face children toward them and hug and kiss while singing.

OH, HERE WE ARE TOGETHER

Tune: The More We Get Together

*Oh, here we are together, together, together.
Oh, here we are together at _____ school.
Here's ____ and ____ and ____ and ____ etc.
Oh, here we are together at _____ school.*

WE LOVE CHILDREN

Tune: Are You Sleeping?

<i>We love children.</i>	<i>Children are for hugging.</i>
<i>We love children.</i>	<i>Children are for kissing.</i>
<i>Yes we do. Yes we do.</i>	<i>We love you. Yes we do!</i>

PREVIEW AND CIRCLE TIME



FISH, FISH
Tune: Skip To My Lou

*Fish, fish, swim up high.
Fish, fish, swim down low.
Fish, fish, swim so fast,
Fish, fish, swim so slow.*

Pass out to children sealed water bottle shakers filled with blue water and plastic fish.



STARFISH
Counting Rhyme

*I'm a starfish in the sea.
Take a closer look at me.
Count my legs before I dive,
One, two, three, four, five.*

Pass out star shaped tambourines.
Count the points on the star.




SURF'S UP
Group Movement Activity

Children swim in parachute "sea" with toy fish. Parents shake parachute on the floor to create "waves."

Play seascape music.

CREATIVE PLAY STATIONS

Free play with theme puzzles, playdoh, fish builder blocks and bubbles

 Staff briefly describes the play stations that are set up throughout the room. Parents follow their children's lead as they explore the play stations.

CATCH OF THE DAY Messy Play

Children and parents play together at a sensory table filled with water and assorted sizes, shapes, and colors of fish. Add fish nets and buckets for in and out play.

RAINBOW FISH Creative Play

Children sponge paint fish with glitter paint in rainbow colors on fish bowl shaped paper. Sprinkle glitter on wet paint. Label with children's name and send home.

AQUARIUM VISIT Communication/Pretend Play


Children and parents scoop up toy fish from an aquarium using a net. Use the words "empty" and "full." Play along side a real fish in a fish bowl.

GOING FISHING Problem Solving Play


Children pretend to go fishing in a plastic wading pool. Children use toy fishing poles to catch toy fish. Provide wading boots. Talk about the sequence of catching fish.

SNACK TIME

Parents, children, and staff wash hands. Serve snack as the children are seated at the table.

 Blue jello with goldfish crackers

TRANSITION AND FREE CHOICE PLAY

 Staff supports parents as children are prepared for transition. Parents depart for Parent Education Group. Staff allows children's lead as they repeat activities at a creative play station, play with toys throughout the room, go for a walk or a buggy ride, or look at books. Children listen to a variety of types of music as they play.

REGATHERING ACTIVITIES

RING AROUND THE ROSIE

*Ring around the rosie, pockets full of posies,
Children, children, we all fall down.*

OPEN SHUT THEM

*Open, shut them, open, shut them, give a little clap, clap, clap.
Open, shut them, open, shut them, put them in your lap, lap, lap.*


READ A BOOK ABOUT FISH

Point to pictures and name items.
Ask questions about the story.

REVIEW

 Staff reviews the playgroup activities with the children and individually shares with parents what their children did and during the parent education group.

HOME PLAY

 Put ice cubes in a dishpan. Pretend that the ice cubes are fish and help your child to catch them.

GOOD-BYE SONG

GOOD-BYE CHILDREN

*Good-bye children, good-bye children, good-bye children, we're glad you came to play,
Hope you had a happy time, happy time, happy time. Hope you had a happy time at school.*

TEN THINGS EVERY CHILD NEEDS

 Interaction  Loving Touch  Stable Relationship  Safety and Health  Self Esteem  Quality Child Care  Communication  Play  Music  Reading