


FARM ANIMALS

TEACHER LESSON



WARM-UP PLAY

Parents and children share picture books.

Parents follow their children's lead in play.

Staff mingles with parents asking, "What's new?"

GATHERING AND SETTLING

Parents and staff sing song while helping children to clean up.

All greet one another by shaking hands and singing the "Hello" song.

CLEAN-UP

*Clean up, clean up, everybody, everywhere.
Clean up, clean up, everybody do your share.*

**Praise your child.
Hug, kiss, smile, and say,
"Marvelous!"**

HELLO

Tune: She'll Be Coming Round The Mountain!

*Oh, it's time to say hello to our friends. (Repeat)
Wave your hands and say hello. (Repeat)
Oh, it's time to say hello to our friends.*

WELCOME SONGS

Parents and staff sing each child's name during the song.

Parents face children toward them and hug and kiss while singing.

OH, HERE WE ARE TOGETHER

Tune: The More We Get Together

*Oh, here we are together, together, together.
Oh, here we are together at _____ School.
Here's ____ and ____ and ____ and ____ etc.
Oh, here we are together at _____ School.*

WE LOVE CHILDREN

Tune: Are You Sleeping?

<i>We love children.</i>	<i>Children are for hugging.</i>
<i>We love children.</i>	<i>Children are for kissing.</i>
<i>Yes we do. Yes we do.</i>	<i>We love you. Yes we do!</i>

PREVIEW AND CIRCLE TIME

Staff uses props and pictures to prepare children and parents for the playgroup activities.

OLD MACDONALD'S FARM

Tune: Familiar

*Old MacDonald had a farm, E-I-E-I-O.
And on his farm he had some cows, E-I-E-I-O.
With a moo, moo, here, and a moo, moo, there,
Here a moo, there a moo, everywhere a moo, moo.
Old MacDonald had a farm, E-I-E-I-O.*

Pass out farm animal puppets. Add verses to match puppets.

HIGGLETY PIGGLETY, MY BLACK HEN

Nursery Rhyme

*Higglety pigglety, my black hen,
She lays eggs for gentlemen.
Sometimes nine and sometimes ten,
Higglety pigglety, my black hen.*

Shake rice filled plastic eggs to Nursery Rhyme.

HORSEY RIDE


Group Movement Activity

Children and parents gallop around the room pretending to be horses running around in a corral.

Play country background music.

CREATIVE PLAY STATIONS

Free play with theme puzzles, playdoh, mega block farm set and bubbles

 Staff briefly describes the play stations that are set up throughout the room. Parents follow their children's lead as they explore the play stations.

HIDE AND SEEK ANIMALS

Messy Play

Children and parents play together at a sensory table filled with feed corn and plastic farm animals. Children find the farm animals and put them in pretend play barns. Add funnels.

WOOLY LAMBS

Creative Play

Children glue cotton balls on white lamb shapes. Label with child's names and send home.

MEAL TIME ON THE FARM

Language/Pretend Play

Children and parents pretend to feed farm animal puppets. Pretend to feed and water the animals from metal feed buckets. Use the words "more" and "all gone."


ANIMAL FAMILIES

Problem Solving Play


Children and parents sort plastic farm animals into families. Children place animal families in barns and pens.

SNACK TIME

Children, parents, and staff wash hands. Serve snacks individually as the children are seated at the table.

 Bakery bread and butter and milk

TRANSITION AND FREE CHOICE PLAY

 Staff supports parents as children are prepared for transition. Parents depart for parent education group. Staff follows children's lead as they repeat activities at a creative play station, play with toys throughout the room, go for a walk or a buggy ride, or look at books. Children listen to a variety of types of music as they play.

REGATHERING ACTIVITIES

RING AROUND THE ROSIE

*Ring around the rosie, pockets full of posies,
Children, children, we all fall down.*


OPEN SHUT THEM

*Open, shut them, open, shut them, give a little clap, clap, clap.
Open, shut them, open, shut them, put them in your lap, lap, lap.*


SHARE A BOOK ABOUT FARM ANIMALS

Tell the story in simple words. Talk about the pictures and ask questions.

REVIEW

 Staff reviews the playgroup activities with the children and individually shares with parents what their children did during the parent education group.

HOME PLAY











 Find pictures of farm animals in magazines. Teach your child the sounds the animals make.

GOOD-BYE SONG

GOOD-BYE CHILDREN

*Good-bye children, good-bye children, good-bye children, we're glad you came to play,
Hope you had a happy time, happy time, happy time. Hope you had a happy time, happy time at school.*

TEN THINGS EVERY CHILD NEEDS

 Interaction  Loving Touch  Stable Relationship  Safety and Health  Self Esteem  Quality Child Care  Communication  Play  Music  Reading