



FALL

TEACHER LESSON

WARM-UP PLAY

- Parents and children share picture books.
- Parents follow their children's lead in play.
- Staff mingles with parents asking, "What's new?"

GATHERING AND SETTLING

- Parents and staff sing song while helping children to clean up.
- All greet one another by shaking hands and singing the "Hello" song.

CLEAN-UP

*Clean up, clean up, everybody, everywhere.
Clean up, clean up, everybody do your share.*

**Praise your child.
Hug, kiss, smile, and say,
"Good Job!"**

HELLO

Tune: She'll Be Coming Round The Mountain!

*Oh, it's time to say hello to our friends. (Repeat)
Wave your hands and say hello. (Repeat)
Oh, it's time to say hello to our friends.*

WELCOME SONGS

- Parents and staff sing each child's name during the song.
- Parents face children toward them and hug and kiss while singing.

OH, HERE WE ARE TOGETHER

Tune: The More We Get Together

*Oh, here we are together, together, together.
Oh, here we are together at _____ School.
Here's ____ and ____ and ____ and ____ etc.
Oh, here we are together at _____ School.*

WE LOVE CHILDREN

Tune: Are You Sleeping?

<i>We love children.</i>	<i>Children are for hugging.</i>
<i>We love children.</i>	<i>Children are for kissing.</i>
<i>Yes we do. Yes we do.</i>	<i>We love you. Yes we do!</i>

PREVIEW AND CIRCLE TIME

- Staff uses props and pictures to prepare children and parents for the playgroup activities.

LEAVES ARE TWIRLING

Tune: Frere Jacques

*Leaves are twirling, leaves are twirling.
All around, all around.
They are falling softly, very, very softly,
To the ground, to the ground.*

Toss silk leaves and twirl while singing.



GRAY SQUIRREL

Finger Play

*Gray squirrel, gray squirrel,
Swish your bushy tail.
Take a nut between your toes.
Wrinkle up your tiny nose.
Gray squirrel, gray squirrel,
Swish your bushy tail.*

Swish cheerleader pom poms to fingerplay.



FALLING LEAVES


Group Movement Activity

Children and parents toss silk leaves up and down on a parachute.

Play lifescapes windstorm background music.

CREATIVE PLAY STATIONS

Free play with theme puzzles, playdoh, tree blocks and bubbles

 Staff briefly describes the play stations that are set up throughout the room. Parents follow their children's lead as they explore the play stations.

BACKYARD FUN Messy Play

Children and parents play together at a sensory table filled with dried leaves and pinecones. Children use tongs to pick up fall materials and place in baskets.

FALL LEAF BAGS Creative Play

Children crumple paper bags and then smooth out. Children use paintbrushes to paint bags with autumn colors. Label with children's names and send home.

YARD WORK Language/Pretend Play


Children and parents use child sized rakes and baskets to rake and gather silk leaves scattered by blow dryer "wind." Use the word "many" and "few."

PILE OF LEAVES Active Play


Children roll around with a friend in paper or silk leaves spread out on tumbling mats.

SNACK TIME

Children, parents, and staff wash hands. Serve snacks individually as the children are seated at the table.

 Leaf shaped whole wheat bread with butter and cinnamon-sugar and milk

TRANSITION AND FREE CHOICE PLAY

 Staff supports parents as children are prepared for transition. Parents depart for parent education group. Staff follows children's lead as they repeat activities at a creative play station, play with toys throughout the room, go for a walk or a buggy ride, or look at books. Children listen to a variety of types of music as they play.

REGATHERING ACTIVITIES

RING AROUND THE ROSIE

*Ring around the rosie, pockets full of posies,
Children, children, we all fall down.*


OPEN SHUT THEM

*Open, shut them, open, shut them, give a little clap, clap, clap.
Open, shut them, open, shut them, put them in your lap, lap, lap.*

SHARE A BOOK ABOUT SEASONS

Tell the story in simple words. Talk about the pictures and ask questions.

REVIEW

 Staff reviews the playgroup activities with the children and individually shares with parents what their children did during the parent education group.

HOME PLAY

 Gather leaves with your child. Have your child put leaves in the "Fall Leaf Bag" made at school.

GOOD-BYE SONG

GOOD-BYE CHILDREN

*Good-bye children, good-bye children, good-bye children, we're glad you came to play,
Hope you had a happy time, happy time, happy time. Hope you had a happy time, happy time at school.*

TEN THINGS EVERY CHILD NEEDS

 Interaction  Loving Touch  Stable Relationship  Safety and Health  Self Esteem  Quality Child Care  Communication  Play  Music  Reading