


DINOSAURS

TEACHER LESSON



WARM-UP PLAY

- Parents and children share picture books.
- Parents follow their children's lead in play.
- Staff mingles with parents asking, "What's new?"

GATHERING AND SETTLING

- Parents and staff sing song while helping children to clean up.
- All greet one another by shaking hands and singing the "Hello" song.

CLEAN-UP

*Clean up, clean up, everybody, everywhere.
Clean up, clean up, everybody do your share.*

**Praise your child.
Hug, kiss, smile, and say
"You're Stupendous!"**

HELLO

Tune: She'll Be Coming Round The Mountain!

*Oh, it's time to say hello to our friends. (Repeat)
Wave your hands and say hello. (Repeat)
Oh, it's time to say hello to our friends.*

WELCOME SONGS

- Parents and staff sing each child's name during the song.
- Parents face children toward them and hug and kiss while singing.

OH, HERE WE ARE TOGETHER

Tune: The More We Get Together

*Oh, here we are together, together, together.
Oh, here we are together at _____ School.
Here's ____ and ____ and ____ and ____ etc.
Oh, here we are together at _____ School.*

WE LOVE CHILDREN

Tune: Are You Sleeping?

<i>We love children.</i>	<i>Children are for hugging.</i>
<i>We love children.</i>	<i>Children are for kissing.</i>
<i>Yes we do. Yes we do.</i>	<i>We love you. Yes we do!</i>

PREVIEW AND CIRCLE TIME

- Staff uses props and pictures to prepare children and parents for the playgroup activities.

DINOSAUR PROWL

Tune: I'm a Little Teapot

*I'm a mean old dinosaur, big and tall.
Here is my tail, here is my claw.
When I get all hungry, I just growl.
Look out kids, I'm on the prowl!*

HEY DINOSAUR

Rhythmic Chant

*Hey, brontosaurus!
Hey, stegosaurus!
Hey, tyrannosaurus!
Hey, hey, hey!*

DINOSAUR STOMP

Group Movement Activity

Children stomp on giant "dinosaur" foot prints under a prehistoric land parachute.

Pass out dinosaur figures to children.

Children play drums to chant.

Play haunting background music.
Add a strobe light.

CREATIVE PLAY STATIONS

☯ Staff briefly describes the play stations that are set up throughout the room. Parents follow their children's lead as they explore the play stations.

DINO DIG Messy Play

Children and parents play together at a messy table filled with used dried coffee grounds, plastic dinosaurs, and plaster eggs. Provide sieves, paint brushes and shovels.

FOSSIL FUN Creative Play

Children press small dinosaur figures into brown clay to make impressions. Label with child's name and take home.

JURASSIC PARK Communication/ Pretend Play

Children and parents set up a prehistoric land with dinosaur figures, rocks, and trees. Use the words "over" and "under."

BIG, BIGGER, BIGGEST Problem Solving Plan

Children and parents sort dinosaurs by size into cave boxes. Have three sizes of dinosaurs and three sizes of caves.

SNACK TIME


Children, parents, and staff wash hands. Serve snacks individually as the children are seated at the table.


☀ Lettuce leaf and pretzel rod "prehistoric trees" and juice


TRANSITION AND FREE CHOICE PLAY

🌸 Staff supports parents as children are prepared for transition. Parents depart for parent education group. Staff follows children's lead as they repeat activities at a creative play station, play with toys throughout the room, go for a walk or a buggy ride, or look at books. Children listen to a variety of types of music as they play.

REGATHERING ACTIVITIES

 **RING AROUND THE ROSIE**
*Ring around the rosie, pockets full of posies,
Children, children, we all fall down.*

 **OPEN SHUT THEM**
*Open, shut them, open, shut them, give a little clap, clap, clap.
Open, shut them, open, shut them, put them in your lap, lap, lap.*

 **SHARE A BOOK ABOUT BEARS**
Tell the story in simple words. Talk about the pictures and ask questions.

REVIEW

😊 Staff reviews the playgroup activities with the children and individually shares with parents what their children did during the parent education group.

HOME PLAY

 Have your child help with the laundry. Match socks or match family members to their clothes.

GOOD-BYE SONG

GOOD-BYE CHILDREN

*Good-bye children, good-bye children, good-bye children, we're glad you came to play,
Hope you had a happy time, happy time, happy time. Hope you had a happy time, happy time at school.*

TEN THINGS EVERY CHILD NEEDS

☯ Interaction  Loving Touch  Stable Relationship  Safety and Health  Self Esteem  Quality Child Care  Communication  Play  Music  Reading