

# CATS AND DOGS

## TEACHER LESSON



### WARM-UP PLAY

📖 Parents and children share picture books.

🎮 Parents follow their children's lead in play.

😊 Staff mingles with parents asking, "What's new?"

### GATHERING AND SETTLING

😊 Parents and staff sing song while helping children to clean up.

🎵 All greet one another by shaking hands and singing the "Hello" song.

#### CLEAN-UP

*Clean up, clean up, everybody, everywhere.  
Clean up, clean up, everybody do your share.*

**Praise your child.  
Hug, kiss, smile, and say,  
"Good Boy" or "Good Girl"**

#### HELLO

**Tune: She'll Be Coming Round The Mountain!**

*Oh, it's time to say hello to our friends. (Repeat)  
Wave your hands and say hello. (Repeat)  
Oh, it's time to say hello to our friends.*

### WELCOME SONGS

😊 Parents and staff sing each child's name during the song.

👐 Parents face children toward them and hug and kiss while singing.

#### OH, HERE WE ARE TOGETHER

**Tune: The More We Get Together**

*Oh, here we are together, together, together.  
Oh, here we are together at \_\_\_\_\_ School.  
Here's \_\_\_\_ and \_\_\_\_ and \_\_\_\_ and \_\_\_\_ etc.  
Oh, here we are together at \_\_\_\_\_ School.*

#### WE LOVE CHILDREN

**Tune: Are You Sleeping?**

*We love children.  
We love children.  
Yes we do. Yes we do.*

*Children are for hugging.  
Children are for kissing.  
We love you. Yes we do!*

### PREVIEW AND CIRCLE TIME



Staff uses props and pictures to prepare children and parents for the playgroup activities.

#### 🎵 ARE YOU LISTENING?

**Tune: Frere Jacques**

*Are you listening,  
Are you listening,  
To the dog, to the dog?  
I can hear him barking.  
I can hear him barking.  
Bow, wow, wow, bow, wow, wow.*

Pass out dog and cat stuffed animals.  
Add additional verse for cat.

#### 🐱 PUSSY CAT, PUSSY CAT

**Nursery Rhyme**

*Pussy cat, pussy cat,  
Where have you been?  
I've been to London to visit the queen.  
Pussy cat, pussy cat,  
What did you there?  
I frightened a little mouse under her chair!*

Shake bell shakers to nursery rhyme

#### 🐶 GOING FOR A WALK


**Group Movement Activity**

Children take stuffed cats and dogs on leashes for walks around the room.

Play rap background music.

## CREATIVE PLAY STATIONS

Free play with theme puzzles, playdoh, big waffle blocks and bubbles

 Staff briefly describes the play stations that are set up throughout the room. Parents follow their children's lead as they explore the play stations.

### **DOG AND CAT BEDS**

Messy Play

Children and parents play together at a sensory table filled with shredded paper. Children make cat and dog beds by putting shredded paper into boxes. Provide assorted sized toy dogs and cats.

### **FURRY PETS**

Creative Play

Children glue strips of black, white, and brown yarn on shapes of dogs or cats. Label with child's name and send home.

### **PET GROOMING**

Language/Pretend Play

Children and parents wash, dry, and groom stuffed animal cats and dogs. Use spray bottles, brushes and towels. Identify body parts on the stuffed animals.


### **IN THE DOG HOUSE**

Active Play


Children crawl in and out of doghouse boxes. Provide bowls and blankets for children to pretend to eat, drink and sleep.

## SNACK TIME

Children, parents, and staff wash hands. Serve snacks individually as the children are seated at the table.

 Chex mix "dog food," fish crackers, and water

## TRANSITION AND FREE CHOICE PLAY

 Staff supports parents as children are prepared for transition. Parents depart for parent education group. Staff follows children's lead as they repeat activities at a creative play station, play with toys throughout the room, go for a walk or a buggy ride, or look at books. Children listen to a variety of types of music as they play.

## REGATHERING ACTIVITIES

### **RING AROUND THE ROSIE**

*Ring around the rosie, pockets full of posies,  
Children, children, we all fall down.*


### **OPEN SHUT THEM**

*Open, shut them, open, shut them, give a little clap, clap, clap.  
Open, shut them, open, shut them, put them in your lap, lap, lap.*


### **SHARE A BOOK ABOUT ANIMALS**

Tell the story in simple words. Talk about the pictures and ask questions.

## REVIEW

 Staff reviews the playgroup activities with the children and individually shares with parents what their children did during the parent education group.

## HOME PLAY

 Visit an animal shelter with your child. Talk about the sights, sounds, and smells at the shelter. Ask a volunteer if you can pet a cat or dog.

## GOOD-BYE SONG

### **GOOD-BYE CHILDREN**

*Good-bye children, good-bye children, good-bye children, we're glad you came to play,  
Hope you had a happy time, happy time, happy time. Hope you had a happy time, happy time at school.*

## TEN THINGS EVERY CHILD NEEDS

 Interaction  Loving Touch  Stable Relationship  Safety and Health  Self Esteem  Quality Child Care  Communication  Play  Music  Reading