



# CARS AND BUSES

## TEACHER LESSON



### WARM-UP PLAY

- Parents and children share picture books.
- Parents follow their children's lead in play.
- Staff mingles with parents asking, "What's new?"

### GATHERING AND SETTLING

- Parents and staff sing song while helping children to clean up.
- All greet one another by shaking hands and singing the "Hello" song.

#### CLEAN-UP

*Clean up, clean up, everybody, everywhere.  
Clean up, clean up, everybody do your share.*

**Praise your child.  
Hug, kiss, smile, and say,  
"Excellent!"**

#### HELLO

**Tune: She'll Be Coming Round The Mountain!**

*Oh, it's time to say hello to our friends. (Repeat)  
Wave your hands and say hello. (Repeat)  
Oh, it's time to say hello to our friends.*

### WELCOME SONGS

- Parents and staff sing each child's name during the song.
- Parents face children toward them and hug and kiss while singing.

#### OH, HERE WE ARE TOGETHER

**Tune: The More We Get Together**

*Oh, here we are together, together, together.  
Oh, here we are together at \_\_\_\_\_ School.  
Here's \_\_\_ and \_\_\_ and \_\_\_ and \_\_\_ etc.  
Oh, here we are together at \_\_\_\_\_ School.*

#### WE LOVE CHILDREN

**Tune: Are You Sleeping?**

<i>We love children.</i>	<i>Children are for hugging.</i>
<i>We love children.</i>	<i>Children are for kissing.</i>
<i>Yes we do. Yes we do.</i>	<i>We love you. Yes we do!</i>

### PREVIEW AND CIRCLE TIME

- Staff uses props and pictures to prepare children and parents for the playgroup activities.

#### THE WHEELS ON THE BUS

**Tune: Traditional**

*The wheels on the bus go round and round,  
Round and round, round and round.  
The wheels on the bus go round and round,  
All through the town.*

Add verses, children go up and down, door goes open and shut, and wipers go swish, swish, swish.

#### I, SPY

**Rhythmic Chant**

*Where is a red car?  
I spy a red car.  
Red car, red car,  
Beep, beep, beep.*

Passout squeak toys to children.  
Add verses for other colors.

#### RUSH HOUR


**Group Movement Activity**

Children and parents motor around the room pretending to drive with plastic plate "steering wheels."

Pass out plastic plates to children.  
Play cityscape background music.

## CREATIVE PLAY STATIONS

Free play with theme puzzles, playdoh, wooden block town and bubbles

 Staff briefly describes the play stations that are set up throughout the room. Parents follow their children's lead as they explore the play stations.

### **CAR WASH** Messy Play

Children and parents play together at a sensory table filled with water and toy cars. Provide sponges, brushes and pieces of chamois for children to use to wash the cars. Add spray bottles.

### **WHEEL PAINTING** Creative Play

Children dip wheels of toy cars in primary colored paint and roll them on white construction paper making tire tracks. Imitate horizontal strokes. Label with child's name and send home.

### **BUS STOP** Communication/Pretend Play


Children and parents roll toy cars and school buses along a tape road. Stop and pick up toy people. Use the words "stop", "go," "fast," and "slow."

### **PARKING GARAGE** Active Play


Children push cars up ramps and let them roll down. Provide cardboard boxes for garages.

## SNACK TIME

Children, parents, and staff wash hands. Serve snacks individually as the children are seated at the table.

 Cheese slice "car" with round cracker "wheels" and water bottle

## TRANSITION AND FREE CHOICE PLAY

 Staff supports parents as children are prepared for transition. Parents depart for parent education group. Staff follows children's lead as they repeat activities at a creative play station, play with toys throughout the room, go for a walk or a buggy ride, or look at books. Children listen to a variety of types of music as they play.

## REGATHERING ACTIVITIES

### **RING AROUND THE ROSIE**

*Ring around the rosie, pockets full of posies,  
Children, children, we all fall down.*


### **OPEN SHUT THEM**

*Open, shut them, open, shut them, give a little clap, clap, clap.  
Open, shut them, open, shut them, put them in your lap, lap, lap.*


### **SHARE A BOOK ABOUT CARS AND TRUCKS**

Tell the story in simple words. Talk about the pictures and ask questions.

## REVIEW

 Staff reviews the playgroup activities with the children and individually shares with parents what their children did during the parent education group.

## HOME PLAY

 Take your child on a walk. Point out cars and buses.

## GOOD-BYE SONG

### **GOOD-BYE CHILDREN**

*Good-bye children, good-bye children, good-bye children, we're glad you came to play,  
Hope you had a happy time, happy time, happy time. Hope you had a happy time, happy time at school.*

## TEN THINGS EVERY CHILD NEEDS

 Interaction  Loving Touch  Stable Relationship  Safety and Health  Self Esteem  Quality Child Care  Communication  Play  Music  Reading