



# CAMPING

## TEACHER LESSON

### WARM-UP PLAY

Parents and children share picture books.

Parents follow their children's lead in play.

Staff mingles with parents asking, "What's new?"

## GATHERING AND SETTLING

Parents and staff sing song while helping children to clean up.

All greet one another by shaking hands and singing the "Hello" song.

### CLEAN-UP

*Clean up, clean up, everybody, everywhere.  
Clean up, clean up, everybody do your share.*

**Praise your child.**  
**Hug, kiss, smile, and say,**  
**"Way to go, Camper!"**

### HELLO

**Tune: She'll Be Coming Round The Mountain!**

*Oh, it's time to say hello to our friends. (Repeat)  
Wave your hands and say hello. (Repeat)  
Oh, it's time to say hello to our friends.*

## WELCOME SONGS

Parents and staff sing each child's name during the song.

Parents face children toward them and hug and kiss while singing.

### OH, HERE WE ARE TOGETHER

**Tune: The More We Get Together**

*Oh, here we are together, together, together.  
Oh, here we are together at \_\_\_\_\_ School.  
Here's \_\_\_ and \_\_\_ and \_\_\_ and \_\_\_ etc.  
Oh, here we are together at \_\_\_\_\_ School.*

### WE LOVE CHILDREN

**Tune: Are You Sleeping?**

*We love children.  
We love children.  
Yes we do. Yes we do.*

*Children are for hugging.  
Children are for kissing.  
We love you. Yes we do!*

## PREVIEW AND CIRCLE TIME



Staff uses props and pictures to prepare children and parents for the playgroup activities.

### A CAMPING WE WILL GO

**Tune: The Farmer in the Dell**

*A camping we will go,  
A camping we will go,  
Hi ho away we go,  
A camping we will go!*

Children tap rhythm sticks to the song.  
Add verses "a hiking" and "a fishing"

### BEAR HUNT

**Call and Respond**

*We're going on a bear hunt.  
Gonna catch a big one.  
We're not scared!  
Uh, oh grass!  
We can't go over it.  
We can't go under it.  
We must go through it!*

Pass out flashlights to children and dim the lights. Add verse "uh, oh a river."

### A HIKE IN THE WOODS


**Group Movement Activity**

Children and parents walk around an obstacle course. Go over ramps, and crawl through tunnels and around barriers looking for woodland creatures.

Play Folk song background music.

## CREATIVE PLAY STATIONS

Free play with theme puzzles, playdoh, Lincoln logs and bubbles

 Staff briefly describes the play stations that are set up throughout the room. Parents follow their children's lead as they explore the play stations.

### **COOL OFF** Messy Play

Children and parents play together at a sensory table filled with ice cubes and a small cooler. Add water bottles for in and out play. Provide tongs.

### **NATURE COLLAGE** Creative Play

Children place natural objects such as leaves, sticks, pinecones and rocks onto contact paper. Label with child's names and send home.

### **CAMPSITE** Language/Pretend Play


Children and parents pretend to go camping. Provide a tent, cooking equipment sleeping bag and flashlight and use the words "in" and "out."

### **LOG CABIN** Problem Solving Play


Children and parents build cabins and structures using wooden log-shaped blocks. Add doll house campers.

## SNACK TIME

Children, parents, and staff wash hands. Serve snacks individually as the children are seated at the table.

 S'mores sandwiches, with graham cracker, marshmallows and chocolate chips and juice

## TRANSITION AND FREE CHOICE PLAY

 Staff supports parents as children are prepared for transition. Parents depart for parent education group. Staff follows children's lead as they repeat activities at a creative play station, play with toys throughout the room, go for a walk or a buggy ride, or look at books. Children listen to a variety of types of music as they play.

## REGATHERING ACTIVITIES

### **RING AROUND THE ROSIE**

*Ring around the rosie, pockets full of posies,  
Children, children, we all fall down.*


### **OPEN SHUT THEM**

*Open, shut them, open, shut them, give a little clap, clap, clap.  
Open, shut them, open, shut them, put them in your lap, lap, lap.*


### **SHARE A BOOK ABOUT TOYS**

Tell the story in simple words. Talk about the pictures and ask questions.

## REVIEW

 Staff reviews the playgroup activities with the children and individually shares with parents what their children did during the parent education group.

## HOME PLAY

 Set up a tent with sheets and clothes lines. Crawl in and out of the tent.

## GOOD-BYE SONG

### **GOOD-BYE CHILDREN**

*Good-bye children, good-bye children, good-bye children, we're glad you came to play,  
Hope you had a happy time, happy time, happy time. Hope you had a happy time, happy time at school.*

## TEN THINGS EVERY CHILD NEEDS

 Interaction  Loving Touch  Stable Relationship  Safety and Health  Self Esteem  Quality Child Care  Communication  Play  Music  Reading