



BUNNIES

TEACHER LESSON

WARM-UP PLAY

- Parents and children share picture books.
- Parents follow their children's lead in play.
- Staff mingles with parents asking, "What's new?"

GATHERING AND SETTLING

- Parents and staff sing song while helping children to clean up.
- All greet one another by shaking hands and singing the "Hello" song.

CLEAN-UP

*Clean up, clean up, everybody, everywhere.
Clean up, clean up, everybody do your share.*

**Praise your child.
Hug, kiss, smile, and say,
"You're wonderful!"**

HELLO

Tune: She'll Be Coming Round The Mountain!

*Oh, it's time to say hello to our friends. (Repeat)
Wave your hands and say hello. (Repeat)
Oh, it's time to say hello to our friends.*

WELCOME SONGS

- Parents and staff sing each child's name during the song.
- Parents face children toward them and hug and kiss while singing.

OH, HERE WE ARE TOGETHER

Tune: The More We Get Together

*Oh, here we are together, together, together.
Oh, here we are together at _____ School.
Here's ___ and ___ and ___ and ___ etc.
Oh, here we are together at _____ School.*

WE LOVE CHILDREN

Tune: Are You Sleeping?

<i>We love children.</i>	<i>Children are for hugging.</i>
<i>We love children.</i>	<i>Children are for kissing.</i>
<i>Yes we do. Yes we do.</i>	<i>We love you. Yes we do!</i>

PREVIEW AND CIRCLE TIME

- Staff uses props and pictures to prepare children and parents for the playgroup activities.

DID YOU EVER SEE A BUNNY

Tune: Did You Ever See A Lassie?

*Did you ever see a bunny, a bunny, a bunny?
Did you ever see a bunny, wiggle his nose?
He wiggles and wiggles and wiggles and wiggles.
Did you ever see a bunny, wiggle his nose?*

Pass out accordians to children. Add additional verses for flapping his ears, and hopping around. Beat drums to the song.

ROBBIE, THE RABBIT

Finger Play

*Robbie, the rabbit is fat, fat, fat.
His soft little paws go pat, pat, pat.
His soft little ears go flop, flop, flop.
And when Robbie runs, he goes hop, hop, hop.*

Pat stomach, pat hands, flop hands near ears and hop.

BUNNY HOP


Group Movement Activity

Children put on bunny ears and hop to and from parents gathering real vegetables placed around the room. Children gather carrots, celery, and potatoes.

Play Celtic background music.

CREATIVE PLAY STATIONS

Free play with theme puzzles, playdoh, soft rabbit blocks and bubbles

 Staff briefly describes the play stations that are set up throughout the room. Parents follow their children's lead as they explore the play stations.

BUNNY'S HOME Messy Play

Children and parents play together at a sensory table filled with green Easter grass. Provide toy bunnies and assorted metal cans. Children put Easter grass and bunnies in and out of can bunny homes.

BUNNY EARS Creative Play

Children decorate paper plates with cut ears to wear. Children color ears with pink highlighter pens and glue cottonballs on the ears. Label with children's names and send home.

MY BUNNY'S DAY Language/Pretend Play


Children and parents pretend to feed, water, and put stuffed bunnies to sleep in a large cage. Add plastic carrots, water bottles, and shredded paper props. Label body parts on the stuffed bunnies.

BUNNY MATCH Problem Solving Play


Children put colored bean bag bunnies in matching colored baskets. Name the colors and use the words "same" and "different."

SNACK TIME


Children, parents, and staff wash hands. Serve snacks individually as the children are seated at the table.


 Canned pear half "bunny" with cherry "nose," marshmallow "tail" and juice


TRANSITION AND FREE CHOICE PLAY

 Staff supports parents as children are prepared for transition. Parents depart for parent education group. Staff follows children's lead as they repeat activities at a creative play station, play with toys throughout the room, go for a walk or a buggy ride, or look at books. Children listen to a variety of types of music as they play.


REGATHERING ACTIVITIES

 **RING AROUND THE ROSIE**
*Ring around the rosie, pockets full of posies,
Children, children, we all fall down.*


 **OPEN SHUT THEM**
*Open, shut them, open, shut them, give a little clap, clap, clap.
Open, shut them, open, shut them, put them in your lap, lap, lap.*

 **SHARE A BOOK ABOUT BUNNIES**
Tell the story in simple words. Talk about the pictures and ask questions.

REVIEW

 Staff reviews the playgroup activities with the children and individually shares with parents what their children did during the parent education group.

HOME PLAY

 Hide a bunny under your child's bed. Show your child how to use a yardstick to reach under the bed to get the bunny.

GOOD-BYE SONG

GOOD-BYE CHILDREN

*Good-bye children, good-bye children, good-bye children, we're glad you came to play,
Hope you had a happy time, happy time, happy time. Hope you had a happy time, happy time at school.*

TEN THINGS EVERY CHILD NEEDS

 Interaction  Loving Touch  Stable Relationship  Safety and Health  Self Esteem  Quality Child Care  Communication  Play  Music  Reading