

BUGS

TEACHER LESSON

WARM-UP PLAY

- Parents and children share picture books.
- Parents follow their children's lead in play.
- Staff mingles with parents asking, "What's new?"

GATHERING AND SETTLING

- Parents and staff sing song while helping children to clean up.
- All greet one another by shaking hands and singing the "Hello" song.

CLEAN-UP

*Clean up, clean up, everybody, everywhere.
Clean up, clean up, everybody do your share.*

**Praise your child.
Hug, kiss, smile, and say,
"Hip, hip, hooray!"**

HELLO

Tune: She'll Be Coming Round The Mountain!

*Oh, it's time to say hello to our friends. (Repeat)
Wave your hands and say hello. (Repeat)
Oh, it's time to say hello to our friends.*

WELCOME SONGS

- Parents and staff sing each child's name during the song.
- Parents face children toward them and hug and kiss while singing.

OH, HERE WE ARE TOGETHER

Tune: The More We Get Together

*Oh, here we are together, together, together.
Oh, here we are together at _____ School.
Here's ___ and ___ and ___ and ___ etc.
Oh, here we are together at _____ School.*

WE LOVE CHILDREN

Tune: Are You Sleeping?

<i>We love children.</i>	<i>Children are for hugging.</i>
<i>We love children.</i>	<i>Children are for kissing.</i>
<i>Yes we do. Yes we do.</i>	<i>We love you. Yes we do!</i>

PREVIEW AND CIRCLE TIME

- Staff uses props and pictures to prepare children and parents for the playgroup activities.

BABY BUMBLEBEE

Tune: Traditional

*I'm bringing home a baby bumblebee,
Wont my mama be so proud of me.
I'm bringing home a baby bumblebee,
Bzzz bzzz. It stung me!*

Pass out yellow and black pom poms to children.

ITSY BITSY SPIDER

Finger Play

*Itsy bitsy Spider,
Went up the water spout.
Down came the rain and,
Washed the spider out.
Out came the sun and dried up all the rain,
And the itsy bitsy spider
Went up the spout again
Passout spiders rings and gesture
to finger play.*

Family Enrichment Program Toddler Curriculum www.fepecho.com

FIREFLY HUNT


Group Movement Activity

Turn the lights out. Parents hold parachute aloft while children run under with flashlights like fireflies.

Play techno background music.

CREATIVE PLAY STATIONS

Free play with theme puzzles, playdoh, duplo bug set and bubbles

 Staff briefly describes the play stations that are set up throughout the room. Parents follow their children's lead as they explore the play stations.

DIGGING FOR WORMS Messy Play

Children and parents play together at a sensory table filled with dirt shovels and plastic worms. Add a variety of paper cups for in and out play.

LOVELY LADY BUGS Creative Play

Children stamp black dots on red ladybug shapes. Use glue sticks. Label with child's name and send home.

YOUNG ENTOMOLOGISTS Communication/Pretend Play


Children and parents look at pretend and real insects under magnifying glasses. Use the words "big" and "little."

COCOON Active Play


Children crawl through tunnel and emerge as a butterfly. Drape multicolored scarves at the tunnel exit.

SNACK TIME


Children, parents, and staff wash hands. Serve snacks individually as the children are seated at the table.


 String cheese "worms" with butterfly crackers and juice.

TRANSITION AND FREE CHOICE PLAY

 Staff supports parents as children are prepared for transition. Parents depart for parent education group. Staff follows children's lead as they repeat activities at a creative play station, play with toys throughout the room, go for a walk or a buggy ride, or look at books. Children listen to a variety of types of music as they play.


REGATHERING ACTIVITIES

 **RING AROUND THE ROSIE**
*Ring around the rosie, pockets full of posies,
Children, children, we all fall down.*


 **OPEN SHUT THEM**
*Open, shut them, open, shut them, give a little clap, clap, clap.
Open, shut them, open, shut them, put them in your lap, lap, lap.*

 **SHARE A BOOK ABOUT INSECTS**
Tell the story in simple words. Talk about the pictures and ask questions.

REVIEW

 Staff reviews the playgroup activities with the children and individually shares with parents what their children did during the parent education group.

HOME PLAY










 Catch an insect with your child in an unbreakable jar. Study it and then let it go free.

GOOD-BYE SONG

GOOD-BYE CHILDREN

*Good-bye children, good-bye children, good-bye children, we're glad you came to play,
Hope you had a happy time, happy time, happy time. Hope you had a happy time, happy time at school.*

TEN THINGS EVERY CHILD NEEDS

 Interaction  Loving Touch  Stable Relationship  Safety and Health  Self Esteem  Quality Child Care  Communication  Play  Music  Reading