

BUGS

PARENT HANDOUT

CIRCLE TIME

BABY BUMBLEBEE Tune: Traditional

*I'm bringing home a baby bumblebee,
Won't my Mama be so proud of me.
I'm bringing home a baby bumblebee,
Bzzz Bzzz it stung me!*

Pass out yellow and black pom poms to children.

ITSY BITSY SPIDER Finger Play

*Itsy bitsy Spider,
Went up the water spout.
Down came the rain and,
Washed the spider out.
Out came the sun and dried up all the rain,
And the itsy bitsy spider
Went up the spout again.*

Passout spiders rings and gesture to finger play.

FIREFLY HUNT Group Movement Activity

Turn the lights out. Parents hold parachute aloft while children run under with flashlights like fireflies.

Play techno background music.

CREATIVE PLAY STATIONS

Free play with theme puzzles, playdoh, duplo bug set and bubbles

DIGGING FOR WORMS Messy Play

Children and parents play together at a sensory table filled with dirt shovels and plastic worms. Add a variety of paper cups for in and out play.

LOVELY LADY BUGS Creative Play

Children stick black circles on red ladybug shapes. Use glue sticks. Label with child's name and take home.


YOUNG ENTOMOLOGISTS Communication/Pretend Play

Children and parents look at pretend and real insects under magnifying glasses. Use the words "big" and "little."

COCOON Active Play


Children crawl through tunnel and emerge as a butterfly. Drape multicolored scarves at the tunnel exit.

SNACK TIME











 String cheese "worms" with butterfly crackers and juice.

HOME PLAY

Praise your child. Hug, kiss, smile, and say, "Hip, hip, hooray!"

 Catch an insect with your child in an unbreakable jar. Study it and then let it go free.

TEN THINGS EVERY CHILD NEEDS

 Interaction  Loving Touch  Stable Relationship  Safety and Health  Self Esteem  Quality Child Care  Communication  Play  Music  Reading