



# BOYS AND GIRLS

## TEACHER LESSON



Boys and Girls Play Group 2004-2005

### WARM-UP PLAY

- Parents and children share picture books.
- Parents follow their children's lead in play.
- Staff mingles with parents asking, "What's new?"

### GATHERING AND SETTLING

- Parents and staff sing song while helping children to clean up.
- All greet one another by shaking hands and singing the "Hello" song.

#### CLEAN-UP

*Clean up, clean up, everybody, everywhere.  
Clean up, clean up, everybody do your share.*

**Praise your child.  
Hug, kiss, smile, and say,  
"That's Incredible!"**

#### HELLO

**Tune: She'll Be Coming Round The Mountain!**

*Oh, it's time to say hello to our friends. (Repeat)  
Wave your hands and say hello. (Repeat)  
Oh, it's time to say hello to our friends.*

### WELCOME SONGS

- Parents and staff sing each child's name during the song.
- Parents face children toward them and hug and kiss while singing.

#### OH, HERE WE ARE TOGETHER

**Tune: The More We Get Together**

*Oh, here we are together, together, together.  
Oh, here we are together at \_\_\_\_\_ School.  
Here's \_\_\_\_ and \_\_\_\_ and \_\_\_\_ and \_\_\_\_ etc.  
Oh, here we are together at \_\_\_\_\_ School.*

#### WE LOVE CHILDREN

**Tune: Are You Sleeping?**

<i>We love children.</i>	<i>Children are for hugging.</i>
<i>We love children.</i>	<i>Children are for kissing.</i>
<i>Yes we do. Yes we do.</i>	<i>We love you. Yes we do!</i>

### PREVIEW AND CIRCLE TIME

- Staff uses props and pictures to prepare children and parents for the playgroup activities.

#### LITTLE GIRLS/LITTLE BOYS

**Tune: Ten Little Indians**

*Dance, dance, little boys,  
Dance, dance, little girls,  
Dance, dance boys and girls,  
Dance around the room.*

Add verses to jump and turn around.

#### JACK AND JILL

**Nursery Rhyme**

*Jack and Jill went up the hill,  
To fetch a pail of water.  
Jack fell down, and broke his crown,  
And Jill came tumbling after.*

Shake maracas while reciting the rhyme.

#### PARACHUTE PLAY


**Group Movement Activity**

Parents and children hold edges of parachute. Boys and girls take turns running under the parachute.

Play children's songs for background music.

## CREATIVE PLAY STATIONS

Free play with theme puzzles, playdoh, giant people link and bubbles

 Staff briefly describes the play stations that are set up throughout the room. Parents follow their children's lead as they explore the play stations.

### SEARCH FOR BOYS AND GIRLS

Messy Play

Children and parents play together at a sensory table filled with a variety of dried beans. Children search for toy boys and girls hidden in the beans. Provide spoon for scooping and boxes for houses.

### LOOK MA, IT'S ME!

Creative Play

Children decorate boy or girl paper shapes made out of heavy paper. Decorate with fabric scraps dipped in glue. Label with child's name and send home.

### DRESS UP

Communication/Pretend Play

Children play dress up with boys' and girls' clothes. Provide a mirror. Identify boys and girls. Name body parts and clothing.

### TIME FOR SCHOOL


Active Play

Children combine cars and buses and dolls in play. Children put dolls in cars and buses and push them to a pretend school house.


## SNACK TIME

Children, parents, and staff wash hands. Serve snacks individually as the children are seated at the table.

### SNACK

 Cheese and bread cut outs using boy and girl gingerbread cookie cutters and milk

## TRANSITION AND FREE CHOICE PLAY

 Staff supports parents as children are prepared for transition. Parents depart for parent education group. Staff follows children's lead as they repeat activities at a creative play station, play with toys throughout the room, go for a walk or a buggy ride, or look at books. Children listen to a variety of types of music as they play.

## REGATHERING ACTIVITIES

### RING AROUND THE ROSIE

*Ring around the rosie, pockets full of posies,  
Children, children, we all fall down.*


### OPEN SHUT THEM

*Open, shut them, open, shut them, give a little clap, clap, clap.  
Open, shut them, open, shut them, put them in your lap, lap, lap.*


### SHARE A BOOK ABOUT BOYS/GIRLS

Tell the story in simple words. Talk about the pictures and ask questions.

## REVIEW

 Staff reviews the playgroup activities with the children and individually shares with parents what their children did during the parent education group.

## HOME PLAY

 Look at family photographs with your child. Ask if photographs are boys or girls.

## GOOD-BYE SONG

### GOOD-BYE CHILDREN

*Good-bye children, good-bye children, good-bye children, we're glad you came to play,  
Hope you had a happy time, happy time, happy time. Hope you had a happy time, happy time at school.*

## TEN THINGS EVERY CHILD NEEDS

 Interaction  Loving Touch  Stable Relationship  Safety and Health  Self Esteem  Quality Child Care  Communication  Play  Music  Reading