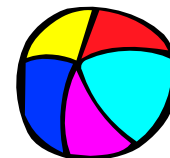




BALLS

TEACHER LESSON



WARM-UP PLAY

-  Parents and children share picture books.
-  Parents follow their children's lead in play.
-  Staff mingles with parents asking, "What's new?"

GATHERING AND SETTLING

-  Parents and staff sing song while helping children to clean up.
-  All greet one another by shaking hands and singing the "Hello" song.

CLEAN-UP

*Clean up, clean up, everybody, everywhere.
Clean up, clean up, everybody do your share.*

**Praise your child.
Hug, kiss, smile, and say,
"You're special!"**

HELLO

Tune: She'll Be Coming Round The Mountain!

*Oh, it's time to say hello to our friends. (Repeat)
Wave your hands and say hello. (Repeat)
Oh, it's time to say hello to our friends.*

WELCOME SONGS

-  Parents and staff sing each child's name during the song.
-  Parents face children toward them and hug and kiss while singing.

OH, HERE WE ARE TOGETHER

Tune: The More We Get Together


*Oh, here we are together, together, together.
Oh, here we are together at _____ School.
Here's ____ and ____ and ____ and ____ etc.
Oh, here we are together at _____ School.*

WE LOVE CHILDREN

Tune: Are You Sleeping?

<i>We love children.</i>	<i>Children are for hugging.</i>
<i>We love children.</i>	<i>Children are for kissing.</i>
<i>Yes we do. Yes we do.</i>	<i>We love you. Yes we do!</i>

PREVIEW AND CIRCLE TIME

-  Staff uses props and pictures to prepare children and parents for the playgroup activities.

WHERE IS THE BALL?

Tune: Frere Jacques

*Where is the big ball?
Where is the big ball?
Here it is! Here it is!
I can roll the big ball.
I can roll the big ball.
Roll, roll, roll! Roll, roll, roll!*

Roll beach balls back and forth across the circle while singing.

BOUNCE AND BOUNCE

Rhyme

*I'm bouncing, bouncing, everywhere.
I bounce, and bounce into the air.
I'm bouncing, bouncing, like a ball.
I bounce, and bounce,
And then I fall!*

Bounce up and down and then drop to the floor.

POP A BALL


Problem Solving Play

Children pop bubbles blown by parents and staff.

Play sports theme background music.

CREATIVE PLAY STATIONS

Free play with theme puzzles, playdoh, Lego baby stacks and bubbles

 Staff briefly describes the play stations that are set up throughout the room. Parents follow their children's lead as they explore the play stations.

BALL WASH Messy Play

Children and parents play together at a sensory table filled with water. Children explore balls in assorted colors, sizes and textures. Provide bowls, and strainers. Add sprinkling cans.

BALL DROP ART Creative Play

Children dip Nerf ball or Koosh ball in neon paint and drop on black paper. Label with children's name and send home.

BALL GAME Language/Pretend Play

Children and parents pretend to play basketball or soccer. Toss or kick balls into boxes set up as baskets or goals. Use the words, "in" and "out" and count the balls.

BALLS AND TUBES Problem Solving Play


Children and parents experiment with balls and cardboard tubes or assorted sizes. Children discover which balls and tubes match in size.

SNACK TIME

Children, parents, and staff wash hands. Serve snacks individually as the children are seated at the table.

 Kix cereal and milk

TRANSITION AND FREE CHOICE PLAY

 Staff supports parents as children are prepared for transition. Parents depart for parent education group. Staff follows children's lead as they repeat activities at a creative play station, play with toys throughout the room, go for a walk or a buggy ride, or look at books. Children listen to a variety of types of music as they play.

REGATHERING ACTIVITIES

RING AROUND THE ROSIE

*Ring around the rosie, pockets full of posies,
Children, children, we all fall down.*


OPEN SHUT THEM

*Open, shut them, open, shut them, give a little clap, clap, clap.
Open, shut them, open, shut them, put them in your lap, lap, lap.*


SHARE A BOOK ABOUT TOYS

Tell the story in simple words. Talk about the pictures and ask questions.

REVIEW

 Staff reviews the playgroup activities with the children and individually shares with parents what their children did during the parent education group.

HOME PLAY











 Roll balls under furniture and have your child run around to the other side to see where the balls come out. If a ball gets stuck under the furniture, show your child how to use a stick to retrieve the ball.

GOOD-BYE SONG

GOOD-BYE CHILDREN

*Good-bye children, good-bye children, good-bye children, we're glad you came to play,
Hope you had a happy time, happy time, happy time. Hope you had a happy time, happy time at school.*

TEN THINGS EVERY CHILD NEEDS

 Interaction  Loving Touch  Stable Relationship  Safety and Health  Self Esteem  Quality Child Care  Communication  Play  Music  Reading