



BABIES

TEACHER LESSON



WARM-UP PLAY

- Parents and children share picture books.
- Parents follow their children's lead in play.
- Staff mingles with parents asking, "What's new?"

GATHERING AND SETTLING

- Parents and staff sing song while helping children to clean up.
- All greet one another by shaking hands and singing the "Hello" song.

CLEAN-UP

*Clean up, clean up, everybody, everywhere.
Clean up, clean up, everybody do your share.*

**Praise your child.
Hug, kiss, smile, and say,
"You're darling!"**

HELLO

Tune: She'll Be Coming Round The Mountain!

*Oh, it's time to say hello to our friends. (Repeat)
Wave your hands and say hello. (Repeat)
Oh, it's time to say hello to our friends.*

WELCOME SONGS

- Parents and staff sing each child's name during the song.
- Parents face children toward them and hug and kiss while singing.

OH, HERE WE ARE TOGETHER

Tune: The More We Get Together

*Oh, here we are together, together, together.
Oh, here we are together at _____ School.
Here's ____ and ____ and ____ and ____ etc.
Oh, here we are together at _____ School.*

WE LOVE CHILDREN

Tune: Are You Sleeping?

<i>We love children.</i>	<i>Children are for hugging.</i>
<i>We love children.</i>	<i>Children are for kissing.</i>
<i>Yes we do. Yes we do.</i>	<i>We love you. Yes we do!</i>

PREVIEW AND CIRCLE TIME

- Staff uses props and pictures to prepare children and parents for the playgroup activities.

ROCK A BYE BABY

Tune: Traditional

*Rock a bye baby on the tree top,
When the wind blows, the cradle will rock.
When the bough breaks, the cradle will fall,
And down will come baby, cradle and all.*

Parents and children rock dolls in blankets.

BYE BABY BUNTING

Nursery Rhyme

*Bye baby bunting,
Daddy's gone a hunting,
To catch a little rabbit skin,
To wrap the baby bunting in.*

Shake baby rattles to Nursery Rhyme.

BABY CRAWL


Group Movement Activity

Children, parents, and staff crawl around in a circle. Parents encourage them from the other side and embrace them when they come out.

Play lullaby background music.

CREATIVE PLAY STATIONS

Free play with theme puzzles, playdoh, peek-a-boo blocks and bubbles

 Staff briefly describes the play stations that are set up throughout the room. Parents follow their children's lead as they explore the play stations.

BABY BATH Messy Play

Children and parents play together at a sensory table filled with warm water and baby dolls. Provide washcloths and soap to wash the dolls. Add plastic bottles with twist lids to fill with water.

BABY COLLAGE Creative Play

Children and parents tear or cut out pictures of babies from magazines. Tape pictures on aluminum pie tins. Label with child's name and send home.

BABY SITTING Language/Pretend Play


Children and parents pretend take care of a baby. Provide dolls and props for dressing, feeding and bedtime. Ask questions about being cold, thirsty, hungry, or tired.

RING STACKING Problem Solving Play


Children and parents play with baby ring stacking toys. Talk about colors and sizes of rings.

SNACK TIME


Children, parents, and staff wash hands. Serve snacks individually as the children are seated at the table.


 Baby food fruits in baby food jars with baby cookies and juice


TRANSITION AND FREE CHOICE PLAY

 Staff supports parents as children are prepared for transition. Parents depart for parent education group. Staff follows children's lead as they repeat activities at a creative play station, play with toys throughout the room, go for a walk or a buggy ride, or look at books. Children listen to a variety of types of music as they play.


REGATHERING ACTIVITIES

 **RING AROUND THE ROSIE**
*Ring around the rosie, pockets full of posies,
Children, children, we all fall down.*

 **OPEN SHUT THEM**
*Open, shut them, open, shut them, give a little clap, clap, clap.
Open, shut them, open, shut them, put them in your lap, lap, lap.*

 **SHARE A BOOK ABOUT BABIES**
Tell the story in simple words. Talk about the pictures and ask questions.

REVIEW

 Staff reviews the playgroup activities with the children and individually shares with parents what their children did during the parent education group.

HOME PLAY











 Allow your child to pretend to be a baby. Hold your child and rock together in a rocking chair while singing a lullaby.

GOOD-BYE SONG

GOOD-BYE CHILDREN

*Good-bye children, good-bye children, good-bye children, we're glad you came to play,
Hope you had a happy time, happy time, happy time. Hope you had a happy time, happy time at school.*

TEN THINGS EVERY CHILD NEEDS

 Interaction  Loving Touch  Stable Relationship  Safety and Health  Self Esteem  Quality Child Care  Communication  Play  Music  Reading